

# prowork™

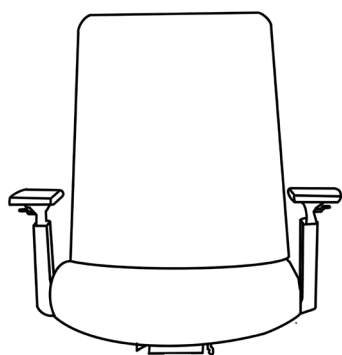
## OFFICE CHAIR

# AKIRA

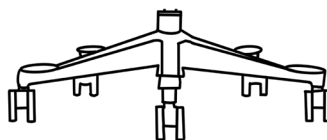
### WITHOUT HEADREST

## ASSEMBLY INSTRUCTIONS

**INCLUDED**  
IN THE BOX



SEAT



BASE

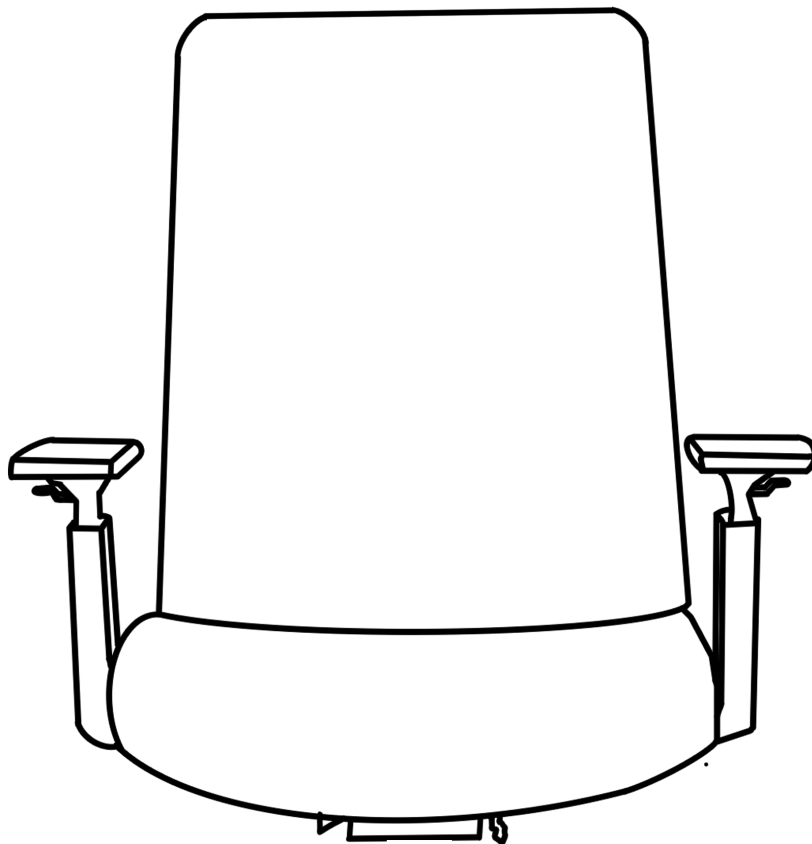


PNEUMATIC  
CYLINDER

ARENCO COMPOUND  
WAREHOUSE NO.17,  
DUBAI INVESTMENT PARK 1  
DUBAI - UAE

☎ (+971) 4 327 2329  
☎ (+971) 52 113 7119  
✉ sales@prowork.ae  
🌐 www.prowork.ae

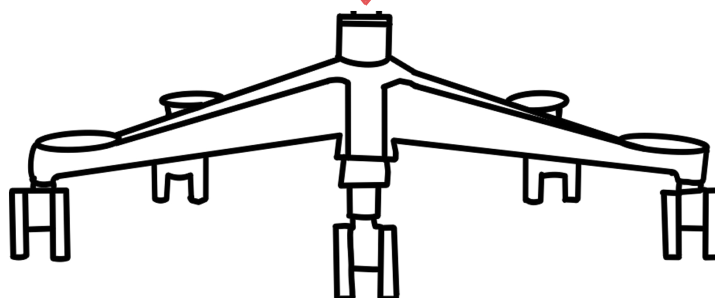
# ASSEMBLY



**1 STEP ONE**  
Insert the pneumatic cylinder into the center of the base



**2 STEP TWO**  
Place the seat on top of the pneumatic cylinder



Shop the complete collection at [prowork.ae](http://prowork.ae)

