

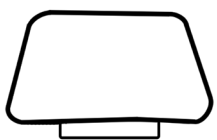
prowork™

OFFICE CHAIR

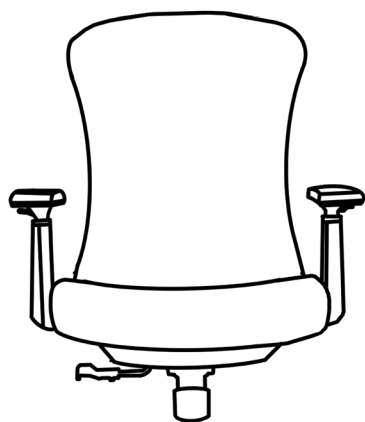
ARIA

ASSEMBLY INSTRUCTIONS

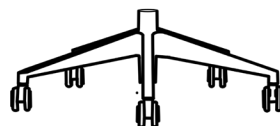
**INCLUDED
IN THE BOX**



HEADREST



SEAT



BASE



**PNEUMATIC
CYLINDER**

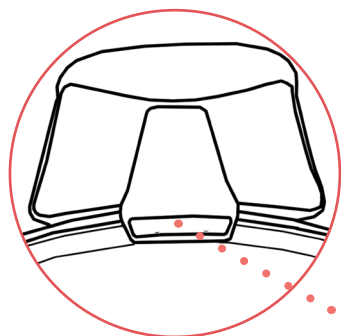
ARENCO COMPOUND
WAREHOUSE NO.17,
DUBAI INVESTMENT PARK 1
DUBAI - UAE

☎ (+971) 4 327 2329
☎ (+971) 52 113 7119
✉ sales@prowork.ae
🌐 www.prowork.ae

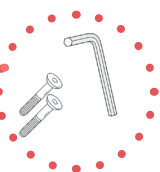
ASSEMBLY

3 STEP THREE

Insert headrest.

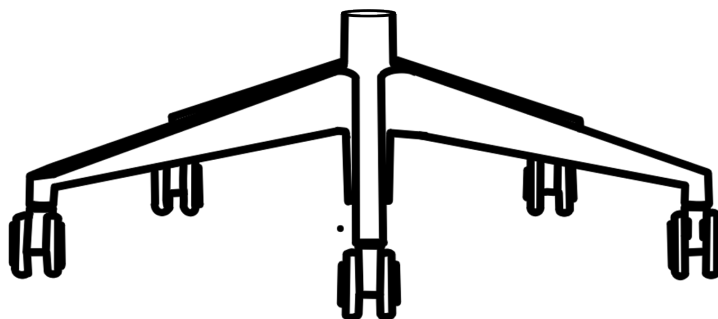


COVER



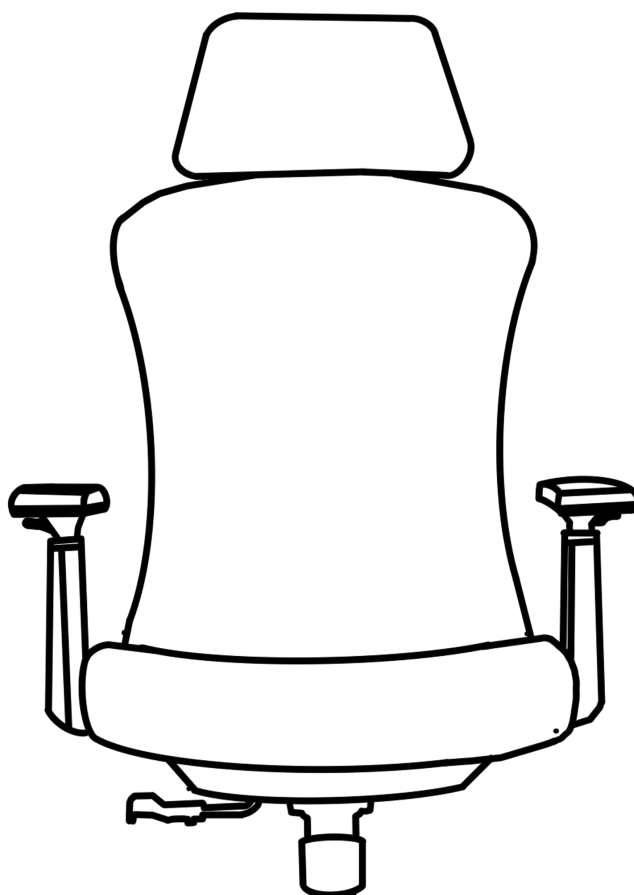
1 STEP ONE

Insert the pneumatic cylinder into the center of the base



2 STEP TWO

Place the seat on top of the pneumatic cylinder



Shop the complete collection at prowork.ae

