

prowork™

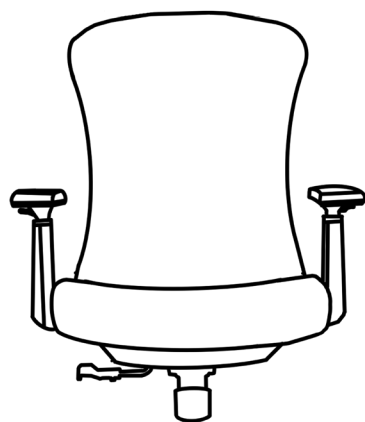
OFFICE CHAIR

ARIA

WITHOUT HEADREST

ASSEMBLY INSTRUCTIONS

INCLUDED IN THE BOX



SEAT



BASE

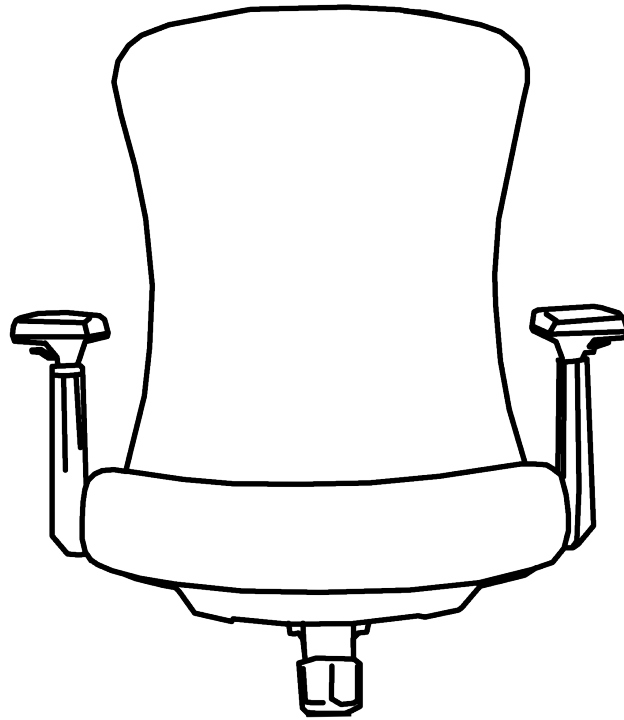


PNEUMATIC
CYLINDER

ARENCO COMPOUND
WAREHOUSE NO.17,
DUBAI INVESTMENT PARK 1
DUBAI - UAE

☎ (+971) 4 327 2329
☎ (+971) 52 113 7119
✉ sales@prowork.ae
🌐 www.prowork.ae

ASSEMBLY



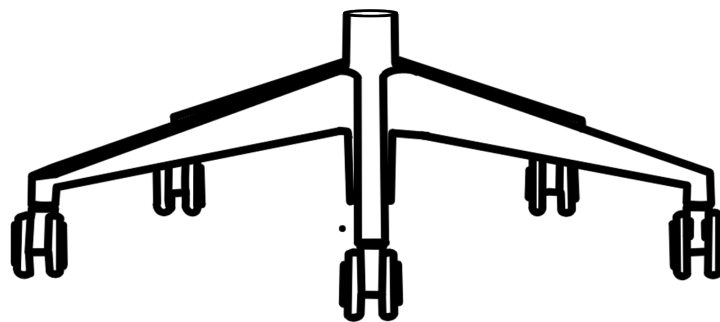
1 STEP ONE

Insert the pneumatic cylinder into the center of the base



2 STEP TWO

Place the seat on top of the pneumatic cylinder



Shop the complete collection at prowork.ae

